BP Marketplace Ad Posting

Standard Operating Procedures (SOPs)

Table of Contents

GENERAL OVERVIEW 2
Things You'll Need 2
BP Marketplace Ads 2
BiggerPockets Login 2
PRIMARY GOAL 2
3 Main Criteria 2
STEP-BY-STEP PROCEDURE 3
When Should You Be Posting? 3
How To Post The Ads 3
5. IMPORTANT: Pick an ad that hasn't been posted in the last 5 days! 6
6. Posting the Ad: The 3 main components. 6
Repeat 2x / day, 4 - 6 days / week, during these times: 14
- Morning: 7am - 12pm EST 14
- Afternoon / Evening: 3pm - 9pm EST 14

© 2012 - 2017 – Real Estate Virtual Assistant Services

GENERAL OVERVIEW

Things You'll Need

BP MARKETPLACE ADS

https://drive.google.com/open?id=0B0NEIk7MCp6dRTNEOS1aaVdhRW8

BIGGERPOCKETS LOGIN

Email:

[removed for privacy]

Password:

[removed for privacy]

PRIMARY GOAL

The goal is to post 2 ads per day at least 4 - 6 days per week.

It is important to adhere to 3 Main Criteria below.

3 Main Criteria

1. **Post 2 ads per day.**
2. **Post once in the morning and once in the afternoon / evening (US EST timezone).**
3. **Rotate the ads so you only post the same ad *once every five days*!**

© 2012 - 2017 – Real Estate Virtual Assistant Services

STEP-BY-STEP PROCEDURE

When Should You Be Posting?

- 2 x per day.
- Morning: 7am - 12pm EST
- Afternoon / Evening: 3pm - 9pm EST

How To Post The Ads

1. Login to BiggerPockets: https://www.biggerpockets.com/login

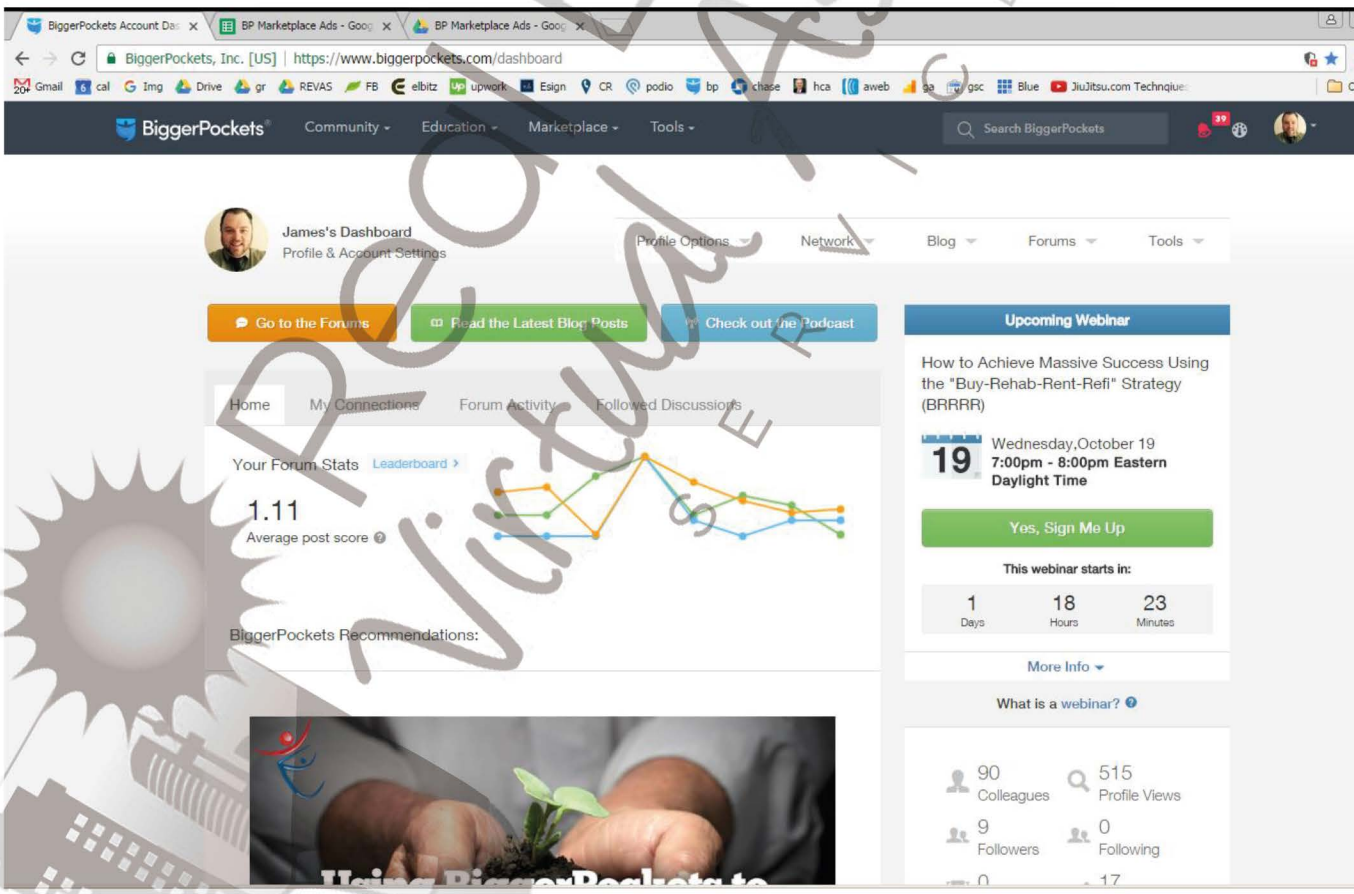

© 2012 - 2017 – Real Estate Virtual Assistant Services

2. In another tab, open the BP Marketplace Ads Google Drive folder:
   https://drive.google.com/open?id=editedoutforprivacyreasons

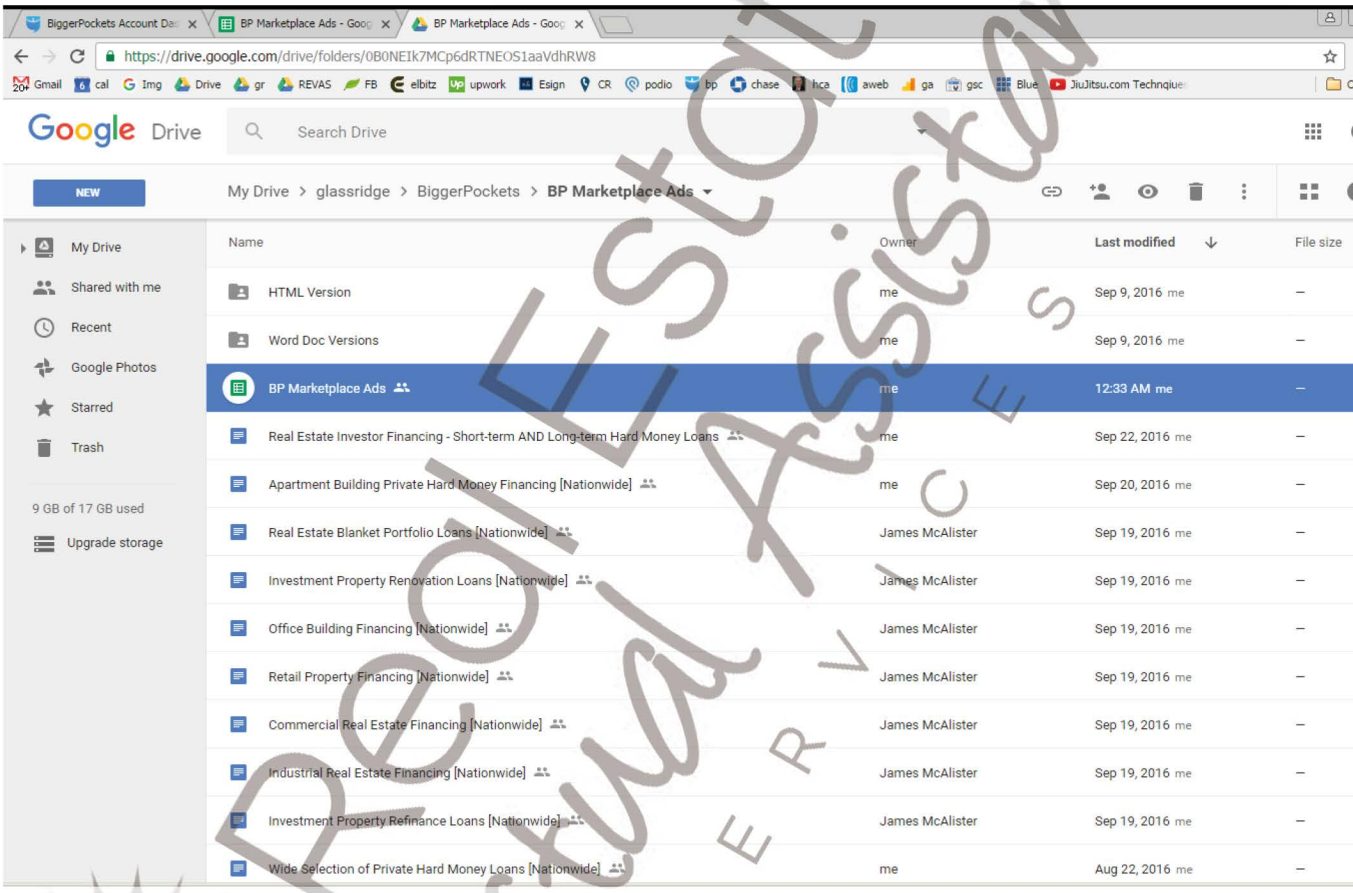

© 2012 - 2017 – Real Estate Virtual Assistant Services

3. In the final tab, open the BP Marketplace Ads spreadsheet:

   https://drive.google.com/open?id=editedoutforprivacyreasons

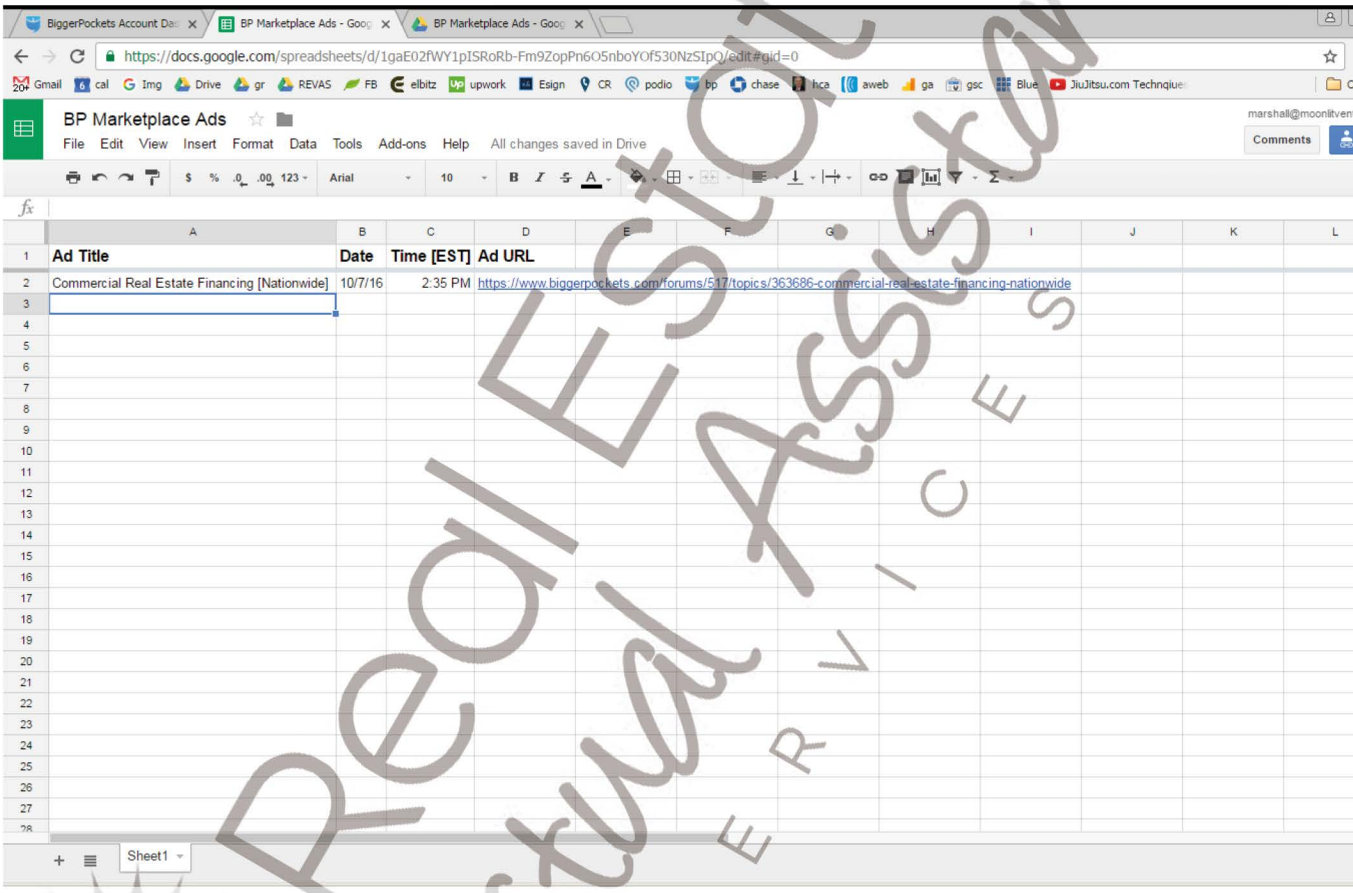

© 2012 - 2017 – Real Estate Virtual Assistant Services